



EI 338: Computer Systems Engineering (Operating Systems & Computer Architecture)

Dept. of Computer Science & Engineering
Chentao Wu
wuct@cs.sjtu.edu.cn



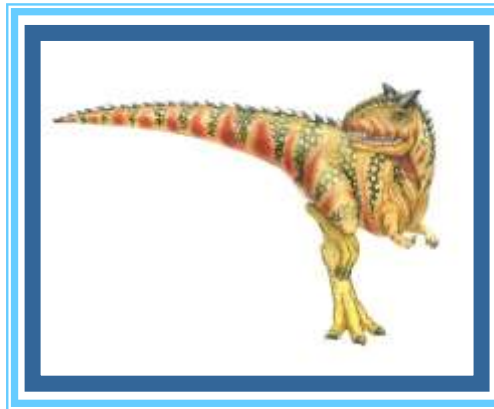
上海交通大學
SHANGHAI JIAO TONG UNIVERSITY

Download lectures

- <ftp://public.sjtu.edu.cn>
- User: wuct
- Password: wuct123456

- <http://www.cs.sjtu.edu.cn/~wuct/cse/>

Chapter 6: Synchronization Tools





Chapter 6: Synchronization Tools

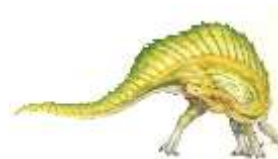
- Background
- The Critical-Section Problem
- Peterson's Solution
- Hardware Support for Synchronization
- Mutex Locks
- Semaphores
- Monitors
- Liveness
- Evaluation





Objectives

- Describe the critical-section problem and illustrate a race condition
- Illustrate hardware solutions to the critical-section problem using memory barriers, compare-and-swap operations, and atomic variables
- Demonstrate how mutex locks, semaphores, monitors, and condition variables can be used to solve the critical section problem
- Evaluate tools that solve the critical-section problem in low-, Moderate-, and high-contention scenarios





Background

- Processes can execute concurrently
 - May be interrupted at any time, partially completing execution
- Concurrent access to shared data may result in data inconsistency
- Maintaining data consistency requires mechanisms to ensure the orderly execution of cooperating processes
- Illustration of the problem:

Suppose that we wanted to provide a solution to the consumer-producer problem that fills *all* the buffers. We can do so by having an integer **counter** that keeps track of the number of full buffers. Initially, **counter** is set to 0. It is incremented by the producer after it produces a new buffer and is decremented by the consumer after it consumes a buffer.





Producer

```
while (true) {  
    /* produce an item in next produced */  
  
    while (counter == BUFFER_SIZE)  
        ; /* do nothing */  
    buffer[in] = next_produced;  
    in = (in + 1) % BUFFER_SIZE;  
    counter++;  
}
```





Consumer

```
while (true) {  
    while (counter == 0)  
        ; /* do nothing */  
    next_consumed = buffer[out];  
    out = (out + 1) % BUFFER_SIZE;  
    counter--;  
    /* consume the item in next consumed */  
}
```





Race Condition

- `counter++` could be implemented as

```
register1 = counter
register1 = register1 + 1
counter = register1
```

- `counter--` could be implemented as

```
register2 = counter
register2 = register2 - 1
counter = register2
```

- Consider this execution interleaving with “count = 5” initially:

S0: producer execute `register1 = counter`

S1: producer execute `register1 = register1 + 1`

S2: consumer execute `register2 = counter`

S3: consumer execute `register2 = register2 - 1`

S4: producer execute `counter = register1`

S5: consumer execute `counter = register2`

{register1 = 5}

{register1 = 6}

{register2 = 5}

{register2 = 4}

{counter = 6}

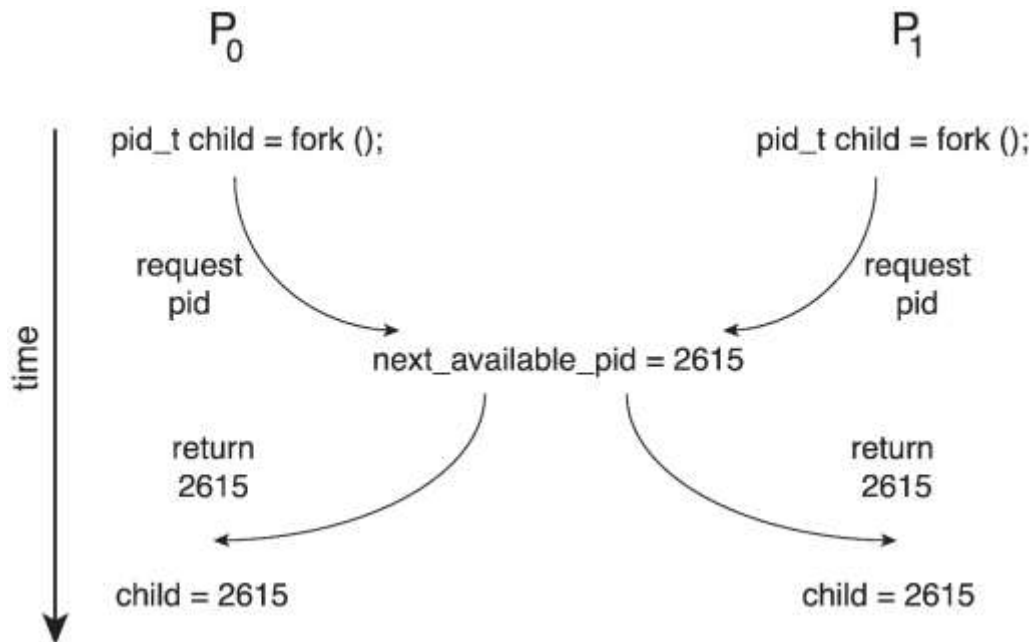
{counter = 4}





Race Condition

- Processes P_0 and P_1 are creating child processes using the `fork()` system call
- Race condition on kernel variable `next_available_pid` which represents the next available process identifier (pid)



- Unless there is mutual exclusion, the same pid could be assigned to two different processes!





Critical Section Problem

- Consider system of n processes $\{p_0, p_1, \dots, p_{n-1}\}$
- Each process has **critical section** segment of code
 - Process may be changing common variables, updating table, writing file, etc
 - When one process in critical section, no other may be in its critical section
- ***Critical section problem*** is to design protocol to solve this
- Each process must ask permission to enter critical section in **entry section**, may follow critical section with **exit section**, then **remainder section**





Critical Section

- General structure of process P_i

do {

entry section

critical section

exit section

remainder section

} while (true);





Solution to Critical-Section Problem

1. **Mutual Exclusion** - If process P_i is executing in its critical section, then no other processes can be executing in their critical sections
2. **Progress** - If no process is executing in its critical section and there exist some processes that wish to enter their critical section, then the selection of the processes that will enter the critical section next cannot be postponed indefinitely
3. **Bounded Waiting** - A bound must exist on the number of times that other processes are allowed to enter their critical sections after a process has made a request to enter its critical section and before that request is granted
 - Assume that each process executes at a nonzero speed
 - No assumption concerning **relative speed** of the n processes





Critical-Section Handling in OS

Two approaches depending on if kernel is preemptive or non- preemptive

- **Preemptive** – allows preemption of process when running in kernel mode
- **Non-preemptive** – runs until exits kernel mode, blocks, or voluntarily yields CPU
 - ▶ Essentially free of race conditions in kernel mode





Peterson's Solution

- Not guaranteed to work on modern architectures! (But good algorithmic description of solving the problem)
- Two process solution
- Assume that the **load** and **store** machine-language instructions are atomic; that is, cannot be interrupted
- The two processes share two variables:
 - `int turn;`
 - `boolean flag[2]`
- The variable `turn` indicates whose turn it is to enter the critical section
- The `flag` array is used to indicate if a process is ready to enter the critical section. `flag[i] = true` implies that process P_i is ready!





Algorithm for Process P_i

```
while (true) {  
    flag[i] = true;  
    turn = j;  
    while (flag[j] && turn == j);  
  
    /* critical section */  
  
    flag[i] = false;  
  
    /* remainder section */  
  
}
```





Peterson's Solution (Cont.)

- Provable that the three CS requirement are met:

1. Mutual exclusion is preserved

P_i enters CS only if:

either `flag[j] = false` or `turn = i`

2. Progress requirement is satisfied

3. Bounded-waiting requirement is met





Peterson's Solution

- Although useful for demonstrating an algorithm, Peterson's Solution is not guaranteed to work on modern architectures.
- Understanding why it will not work is also useful for better understanding race conditions.
- To improve performance, processors and/or compilers may reorder operations that have no dependencies.
- For single-threaded this is ok as the result will always be the same.
- For multithreaded the reordering may produce inconsistent or unexpected results!





Peterson's Solution

- Two threads share the data:

```
boolean flag = false;  
int x = 0;
```

- Thread 1 performs

```
while (!flag)  
    ;  
print x
```

- Thread 2 performs

```
x = 100;  
flag = true
```

- What is the expected output?



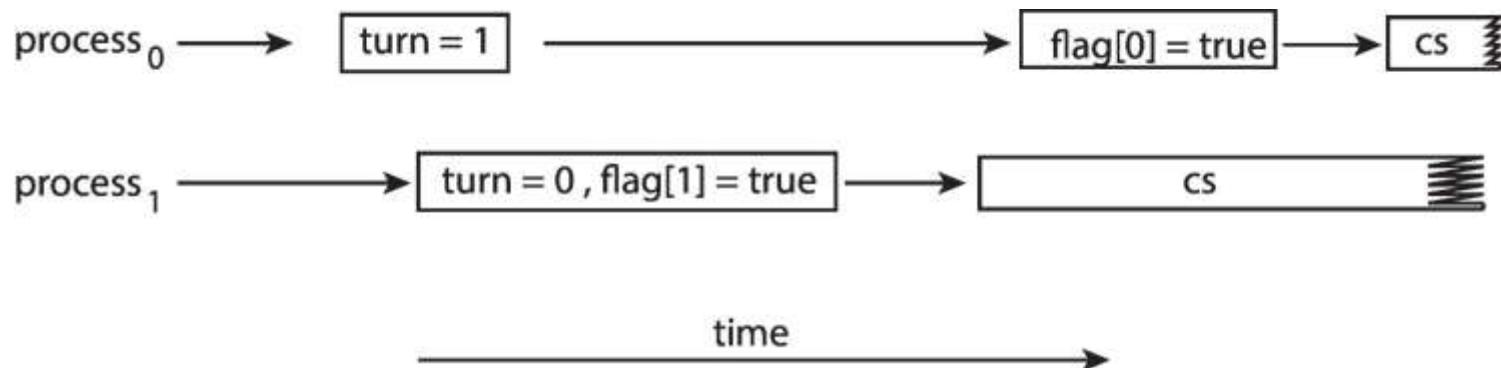


Peterson's Solution

- 100 is the expected output.
- However, the operations for Thread 2 may be reordered:

```
flag = true;  
x = 100;
```

- If this occurs, the output may be 0!
- The effects of instruction reordering in Peterson's Solution



- This allows both processes to be in their critical section at the same time!





Synchronization Hardware

- Many systems provide hardware support for implementing the critical section code.
- Uniprocessors – could disable interrupts
 - Currently running code would execute without preemption
 - Generally too inefficient on multiprocessor systems
 - ▶ Operating systems using this not broadly scalable
- We will look at three forms of hardware support:
 1. Memory barriers
 2. Hardware instructions
 3. Atomic variables





Memory Barriers

- **Memory model** are the memory guarantees a computer architecture makes to application programs.
- Memory models may be either:
 - **Strongly ordered** – where a memory modification of one processor is immediately visible to all other processors.
 - **Weakly ordered** – where a memory modification of one processor may not be immediately visible to all other processors.
- A **memory barrier** is an instruction that forces any change in memory to be propagated (made visible) to all other processors.





Memory Barrier

- We could add a memory barrier to the following instructions to ensure Thread 1 outputs 100:
- Thread 1 now performs

```
while (!flag)
    memory_barrier();
print x
```

- Thread 2 now performs

```
x = 100;
memory_barrier();
flag = true
```





Hardware Instructions

- Special hardware instructions that allow us to either *test-and-modify* the content of a word, or two *swap* the contents of two words atomically (uninterruptibly.)
- **Test-and-Set** instruction
- **Compare-and-Swap** instruction





test_and_set Instruction

Definition:

```
boolean test_and_set (boolean *target)
{
    boolean rv = *target;
    *target = true;
    return rv;
}
```

1. Executed atomically
2. Returns the original value of passed parameter
3. Set the new value of passed parameter to **true**





Solution using test_and_set()

- Shared boolean variable `lock`, initialized to `false`
- Solution:

```
do {  
    while (test_and_set(&lock))  
        ; /* do nothing */  
  
        /* critical section */  
  
    lock = false;  
        /* remainder section */  
} while (true);
```





compare_and_swap Instruction

Definition:

```
int compare_and_swap(int *value, int expected, int
new_value) {
    int temp = *value;

    if (*value == expected)
        *value = new_value;
    return temp;
}
```

1. Executed atomically
2. Returns the original value of passed parameter **value**
3. Set the variable **value** the value of the passed parameter **new_value** but only if ***value == expected** is true. That is, the swap takes place only under this condition.





Solution using compare_and_swap

- Shared integer `lock` initialized to 0;
- Solution:

```
while (true){  
    while (compare_and_swap(&lock, 0, 1) != 0)  
        ; /* do nothing */  
  
    /* critical section */  
  
    lock = 0;  
  
    /* remainder section */  
}
```





Bounded-waiting Mutual Exclusion with compare-and-swap

```
while (true) {
    waiting[i] = true;
    key = 1;
    while (waiting[i] && key == 1)
        key = compare_and_swap(&lock, 0, 1);
    waiting[i] = false;
    /* critical section */
    j = (i + 1) % n;
    while ((j != i) && !waiting[j])
        j = (j + 1) % n;
    if (j == i)
        lock = 0;
    else
        waiting[j] = false;
    /* remainder section */
}
```





Atomic Variables

- Typically, instructions such as compare-and-swap are used as building blocks for other synchronization tools.
- One tool is an **atomic variable** that provides *atomic* (uninterruptible) updates on basic data types such as integers and booleans.
- For example, the **increment ()** operation on the atomic variable **sequence** ensures **sequence** is incremented without interruption:

```
increment (&sequence) ;
```





Atomic Variables

- The `increment()` function can be implemented as follows:

```
void increment(atomic_int *v)
{
    int temp;

    do {
        temp = *v;
    }
    while (temp !=
(compare_and_swap(v, temp, temp+1)) );
}
```





Mutex Locks

- Previous solutions are complicated and generally inaccessible to application programmers
- OS designers build software tools to solve critical section problem
- Simplest is mutex lock
- Protect a critical section by first **acquire ()** a lock then **release ()** the lock
 - Boolean variable indicating if lock is available or not
- Calls to **acquire ()** and **release ()** must be atomic
 - Usually implemented via hardware atomic instructions such as compare-and-swap.
- But this solution requires **busy waiting**
 - This lock therefore called a **spinlock**





Solution to Critical-section Problem Using Locks

```
while (true) {  
    acquire lock  
  
    critical section  
  
    release lock  
  
    remainder section  
}
```





Mutex Lock Definitions

- `acquire() {
 while (!available)
 ; /* busy wait */
 available = false;;
}`
- `release() {
 available = true;
}`

These two functions must be implemented atomically. Both test-and-set and compare-and-swap can be used to implement these functions.





Semaphore

- Synchronization tool that provides more sophisticated ways (than Mutex locks) for process to synchronize their activities.
- Semaphore **S** – integer variable
- Can only be accessed via two indivisible (atomic) operations
 - **wait()** and **signal()**
 - ▶ (Originally called **P()** and **V()**)
- Definition of the **wait()** operation

```
wait(S) {  
    while (S <= 0)  
        ; // busy wait  
    S--;  
}
```

- Definition of the **signal()** operation

```
signal(S) {  
    S++;  
}
```





Semaphore Usage

- **Counting semaphore** – integer value can range over an unrestricted domain
- **Binary semaphore** – integer value can range only between 0 and 1
 - Same as a **mutex lock**
- Can solve various synchronization problems
- Consider P_1 and P_2 that require S_1 to happen before S_2
Create a semaphore “**synch**” initialized to 0

P1 :

S_1 ;


signal (synch) ;

P2 :

wait (synch) ;

S_2 ;

- Can implement a counting semaphore S as a binary semaphore





Semaphore Implementation

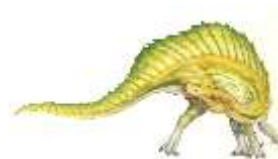
- Must guarantee that no two processes can execute the **wait()** and **signal()** on the same semaphore at the same time
- Thus, the implementation becomes the critical section problem where the **wait** and **signal** code are placed in the critical section
 - Could now have **busy waiting** in critical section implementation
 - ▶ But implementation code is short
 - ▶ Little busy waiting if critical section rarely occupied
- Note that applications may spend lots of time in critical sections and therefore this is not a good solution





Semaphore Implementation with no Busy waiting

- With each semaphore there is an associated waiting queue
- Each entry in a waiting queue has two data items:
 - value (of type integer)
 - pointer to next record in the list
- Two operations:
 - **block** – place the process invoking the operation on the appropriate waiting queue
 - **wakeup** – remove one of processes in the waiting queue and place it in the ready queue
- `typedef struct {
 int value;
 struct process *list;
} semaphore;`





Implementation with no Busy waiting (Cont.)

```
wait(semaphore *S) {
    S->value--;
    if (S->value < 0) {
        add this process to S->list;
        block();
    }
}

signal(semaphore *S) {
    S->value++;
    if (S->value <= 0) {
        remove a process P from S->list;
        wakeup(P);
    }
}
```





Problems with Semaphores

- Incorrect use of semaphore operations:
 - `signal (mutex) ... wait (mutex)`
 - `wait (mutex) ... wait (mutex)`
 - Omitting of `wait (mutex)` and/or `signal (mutex)`
- These – and others – are examples of what can occur when semaphores and other synchronization tools are used incorrectly.





Monitors

- A high-level abstraction that provides a convenient and effective mechanism for process synchronization
- *Abstract data type*, internal variables only accessible by code within the procedure
- Only one process may be active within the monitor at a time
- Pseudocode syntax of a monitor:

```
monitor monitor-name
{
    // shared variable declarations
    function P1 (...) { ... }

    function P2 (...) { ... }

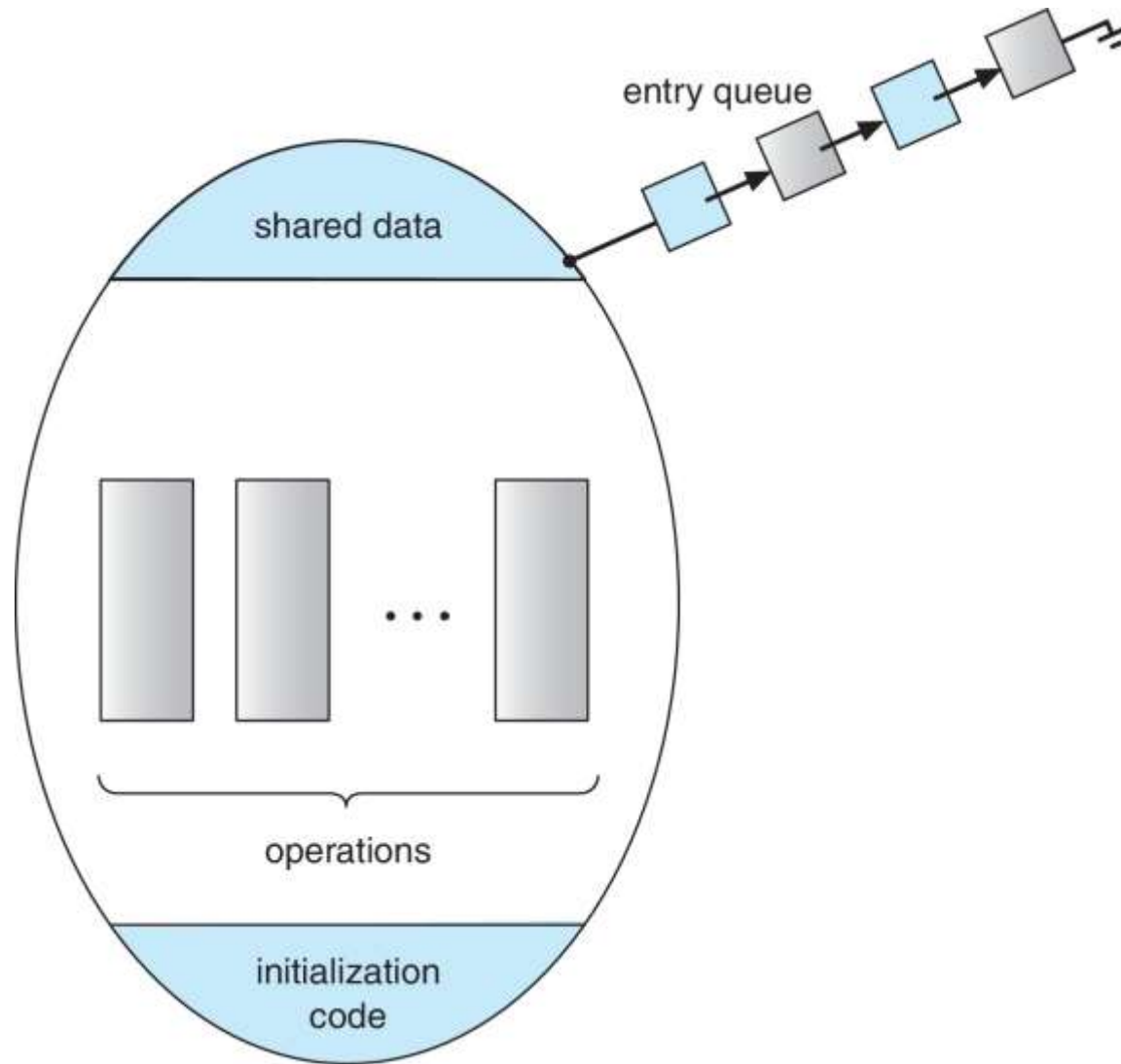
    function Pn (...) {.....}

    initialization code (...) { ... }
}
```





Schematic view of a Monitor





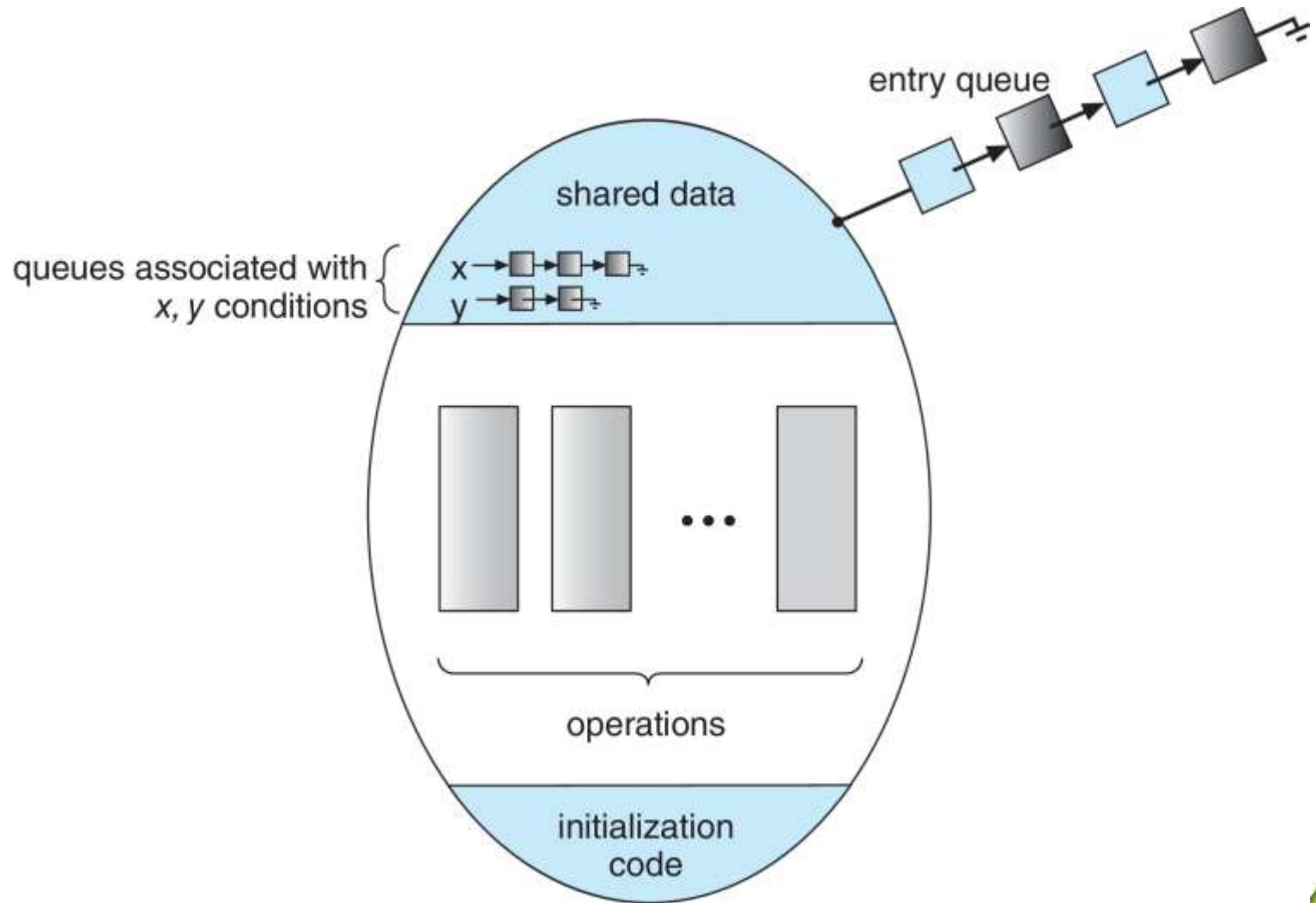
Condition Variables

- **condition** **x**, **y**;
- Two operations are allowed on a condition variable:
 - **x.wait()** – a process that invokes the operation is suspended until **x.signal()**
 - **x.signal()** – resumes one of processes (if any) that invoked **x.wait()**
 - ▶ If no **x.wait()** on the variable, then it has no effect on the variable





Monitor with Condition Variables





Condition Variables Choices

- If process P invokes **`x.signal()`** , and process Q is suspended in **`x.wait()`** , what should happen next?
 - Both Q and P cannot execute in parallel. If Q is resumed, then P must wait
- Options include
 - **Signal and wait** – P waits until Q either leaves the monitor or it waits for another condition
 - **Signal and continue** – Q waits until P either leaves the monitor or it waits for another condition
 - Both have pros and cons – language implementer can decide
 - Monitors implemented in Concurrent Pascal compromise
 - ▶ P executing **signal** immediately leaves the monitor, Q is resumed
 - Implemented in other languages including Mesa, C#, Java





Monitor Implementation Using Semaphores

- Variables

```
semaphore mutex; // (initially = 1)
semaphore next; // (initially = 0)
int next_count = 0;
```

- Each function F will be replaced by

```
wait(mutex);
...
body of F;
...
if (next_count > 0)
    signal(next)
else
    signal(mutex);
```

- Mutual exclusion within a monitor is ensured





Monitor Implementation – Condition Variables

- For each condition variable x , we have:

```
semaphore x_sem; // (initially = 0)
int x_count = 0;
```

- The operation $x.wait()$ can be implemented as:

```
x_count++;
if (next_count > 0)
    signal(next);
else
    signal(mutex);
wait(x_sem);
x_count--;
```





Monitor Implementation (Cont.)

- The operation `x.signal()` can be implemented as:

```
if (x_count > 0) {  
    next_count++;  
    signal(x_sem);  
    wait(next);  
    next_count--;  
}
```





Resuming Processes within a Monitor

- If several processes queued on condition variable x , and $x.\text{signal}()$ is executed, which process should be resumed?
- FCFS frequently not adequate
- **conditional-wait** construct of the form $x.\text{wait}(c)$
 - Where c is **priority number**
 - Process with lowest number (highest priority) is scheduled next





Single Resource allocation

- Allocate a single resource among competing processes using priority numbers that specify the maximum time a process plans to use the resource

R.acquire (t) ;

...

access the resource ;

...

R.release ;

- Where R is an instance of type **ResourceAllocator**





A Monitor to Allocate Single Resource

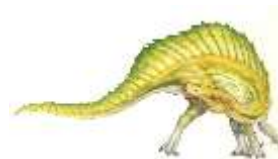
```
monitor ResourceAllocator
{
    boolean busy;
    condition x;
    void acquire(int time) {
        if (busy)
            x.wait(time);
        busy = true;
    }
    void release() {
        busy = FALSE;
        x.signal();
    }
    initialization code() {
        busy = false;
    }
}
```





Liveness

- Processes may have to wait indefinitely while trying to acquire a synchronization tool such as a mutex lock or semaphore.
- Waiting indefinitely violates the progress and bounded-waiting criteria discussed at the beginning of this chapter.
- **Liveness** refers to a set of properties that a system must satisfy to ensure processes make progress.
- Indefinite waiting is an example of a liveness failure.





Liveness

- **Deadlock** – two or more processes are waiting indefinitely for an event that can be caused by only one of the waiting processes
- Let S and Q be two semaphores initialized to 1

P_0	P_1
<code>wait(S) ;</code>	<code>wait(Q) ;</code>
<code>wait(Q) ;</code>	<code>wait(S) ;</code>
<code>...</code>	<code>...</code>
<code>signal(S) ;</code>	<code>signal(Q) ;</code>
<code>signal(Q) ;</code>	<code>signal(S) ;</code>

- Consider if P_0 executes `wait(S)` and P_1 `wait(Q)`. When P_0 executes `wait(Q)`, it must wait until P_1 executes `signal(Q)`
- However, P_1 is waiting until P_0 execute `signal(S)`.
- Since these `signal()` operations will never be executed, P_0 and P_1 are **deadlocked**.





Liveness

- Other forms of deadlock:
- **Starvation** – indefinite blocking
 - A process may never be removed from the semaphore queue in which it is suspended
- **Priority Inversion** – Scheduling problem when lower-priority process holds a lock needed by higher-priority process
- Solved via **priority-inheritance protocol**





Priority Inheritance Protocol

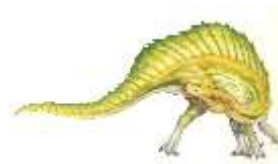
- Consider the scenario with three processes **P1**, **P2**, and **P3**. **P1** has the highest priority, **P2** the next highest, and **P3** the lowest. Assume a resource **R** is assigned to a process **P3** that **P1** wants. Thus, **P1** must wait for **P3** to finish using the resource. However, **P2** becomes runnable and preempts **P3**. What has happened is that **P2** - a process with a lower priority than **P1** - has indirectly prevented **P3** from gaining access to the resource.
- To prevent this from occurring, a **priority inheritance protocol** is used. This simply allows the priority of the highest thread waiting to access a shared resource to be assigned to the thread currently using the resource. Thus, the current owner of the resource is assigned the priority of the highest priority thread wishing to acquire the resource.





Homework

- Exercises at the end of Chapter 6 (OS book)
 - 6.8, 6.13, 6.21



End of Chapter 6

